

Acuity_{VDR-S}

Veterinary Imaging Built Around Your Workflow



COMPACT DESIGN

Fits in tight spaces



22" TOUCHSCREEN DISPLAY

Control exams directly
at the system



40kW HF GENERATOR

Powerful imaging
performance for daily
veterinary use



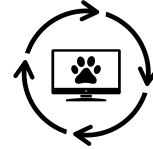
Radmedix

Trusted Imaging.
Reliable Performance.

Compact Veterinary Imaging for Everyday Use

Acuity VDR-S Veterinary X-Ray System

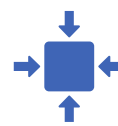
The Acuity VDR-S is a compact veterinary digital x-ray system built to deliver powerful imaging performance in a smaller footprint. Its space-conscious design helps practices add reliable digital x-ray without overextending their exam room layout.



Integrated Generator Control

Seamless generator integration with AccuVue Vet keeps exam setup, technique control, and image acquisition connected in one unified workflow.

VDR-S KEY FEATURES



Small Footprint

Fits in tighter veterinary imaging spaces



22" Touchscreen Display

Complete with AccuVue Vet software integration



40kW HF Generator

Greater output capacity for larger patients and demanding exams



440 lb Weight Capacity


Accommodates a wide range of animals



Integrated Urine Trough

Helps prevent fluid runoff from nervous patients

4-Way Table Movement for Easier Positioning



LED Rotating Collimator

Rotates to align the light field with the anatomy being imaged for more controlled exam setup.

4-Way Floating Tabletop

Moves left, right, forward, and back to help reduce patient repositioning, support a more comfortable exam experience, and improve workflow efficiency.

440 lb Weight Capacity

Supports up to 440 lbs, giving practices the capacity to safely position and image larger animals with confidence.

Complete Imaging Control Right at the System



Full AccuVue Vet Software Integration

The Acuity VDR-S integrates directly with AccuVue Vet software, bringing image acquisition, study management, review, and export into one connected workflow.

Access imaging tools and system controls directly from the mounted touchscreen display during every exam.



22" Mounted Touchscreen Display

The 22" heads-up display gives you a clear, convenient control point for software access and system operation during each exam.

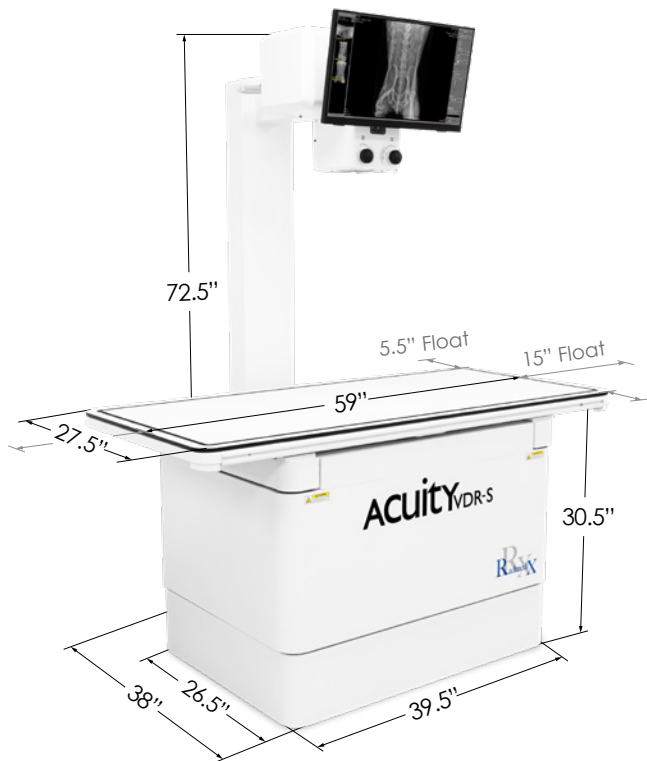
Included Separate PC Workstation

The Acuity VDR-S includes a dedicated PC workstation with access to the same AccuVue Vet interface on the heads up mounted display.

This gives you a consistent software experience whether working from the separate workstation or directly at the x-ray system.



Acuity VDR-S | Specifications



SPECIFICATIONS

- **Generator**
40kW High Frequency
- **Tube**
140khu
- **Max Input Power**
65kVA
- **Power Requirements**
For operation on 1 phase, 208~240VAC, 50/60Hz
- **Room Power Disconnect**
80 amp Service
- **SID**
Fixed 40"
- **Technique Selection**
kVp/mAs and Anatomical Programming
kVp range: 40-125kV
mA range: 10-500
mAs range: 0.1-500
- **4-Way Tabletop**
Moves left, right, forward, and back
- **Weight Capacity**
440 lb patient weight load
- **Display**
22" touchscreen monitor with software
- **Collimator**
LED laser-lined, rotating collimator
- **Integrated Urine Trough**
Helps prevent fluid runoff
- **AccuVue Vet Software**
APR - Anatomical Programming
Radiography Techniques
- **Warranty**
5 yr. parts warranty



Radmedix 2510 Lance Drive, Kettering, OH 45409 USA

Tel: 844.723.6334 | Fax: 513.278.0150 | info@radmedix.com

© 2026 Radmedix Inc. All rights reserved.